



SPIRITUAL LIFE SURVEY RESULTS

Hope Evangelical Free Church

November 2007

REVEAL'S Spiritual Life Survey Approach And Results

- **Spiritual Life Survey Approach**

- The Spiritual Life Survey captures insights for church leaders on the spiritual health of their congregation and the role the church plays in their spiritual growth.
- It includes 70 questions about an individual's spiritual attitudes, beliefs, needs and behaviors as well as participation and satisfaction with local church activities.
- Church findings are compared to a total sample of 57,000 surveys collected from 200 churches around the country
 - A diversity of church sizes, styles, locations and multiple denominations (Baptist, Presbyterian, Methodist, etc.) are represented.
- The survey is fielded on a web-only platform; participation is voluntary.

- **Spiritual Life Survey Results**

- Individual church responses range from 5%-40% of weekly attendance.
- Hope Evangelical Free Church responses = 350 (35% of its weekend attendance)

The REVEAL Story for Hope Evangelical Free Church

- **Who Attends Your Church?**
- **Why Do They Attend?**
- **Where Are They on Their Spiritual Journey?**
- **What Are They Doing to Grow Spiritually?**
- **What Are Their Barriers to Spiritual Growth?**
- **Recap and Observations**

The REVEAL Story for Hope Evangelical Free Church

• **Who Attends Your Church?**

- Why Do They Attend?
- Where Are They on Their Spiritual Journey?
- What Are They Doing to Grow Spiritually?
- What Are Their Barriers to Spiritual Growth?
- Recap and Observations

First, Here's How To Read The Numbers...

We will compare Hope Evangelical Free Church's results to the Total Sample using the following format:

- **An upward arrow (↑)** means the response is 20% *greater* than the Total Sample.
- **Two upward arrows (↑↑)** means the response is 50% *greater* than the Total Sample.
- **A downward arrow (↓)** means the response is 20% *lower* than the Total Sample.
- **Two downward arrows (↓↓)** means the response is 50% *lower* than the Total Sample.

Hope Evangelical Free Church's Demographics Compared To The Total Sample

CHURCH DEMOGRAPHICS	% Responses
Age 19-29	7% ↓
Age 30-49	53%
Age 50+	38%
<hr/>	
Diversity: Non White, including Hispanics	4% ↓↓
Children under 18 at home	50%
Education (% college degree or higher)	62%
Employment (% fulltime)	69%
Income (\$75K or more)	45%

How Long Has the Congregation Been Attending Hope Evangelical Free Church?

HOW LONG HAVE YOU ATTENDED?	% Responses
Less than one year	4% ↓↓
One to five years	47%
Six to ten years	20%
More than ten years	29% ↑

The REVEAL Story for Hope Evangelical Free Church

- Who Attends Your Church?
- **Why Do They Attend?**
 - Where Are They on Their Spiritual Journey?
 - What Are They Doing to Grow Spiritually?
 - What Are Their Barriers to Spiritual Growth?
 - Recap and Observations

What Was Happening When Faith Began To Become Important?

LIFE EVENTS WHEN FAITH BECAME IMPORTANT...*	% Responses
Something was missing in my life	52%
Negative patterns in my life needed to change	35%
I was searching for a higher purpose	29%
I had an unexplained interest in God	33%
I was inspired by a Christian I knew	30%
I was experiencing a crisis in my life	29%
I wanted my children exposed to Christianity	21%
I was experiencing significant relationship challenges	23%
I was challenged by someone about my spiritual life	24%

* Multiple responses were possible

What Was The Most Important Reason Why People Chose Hope Evangelical Free Church?

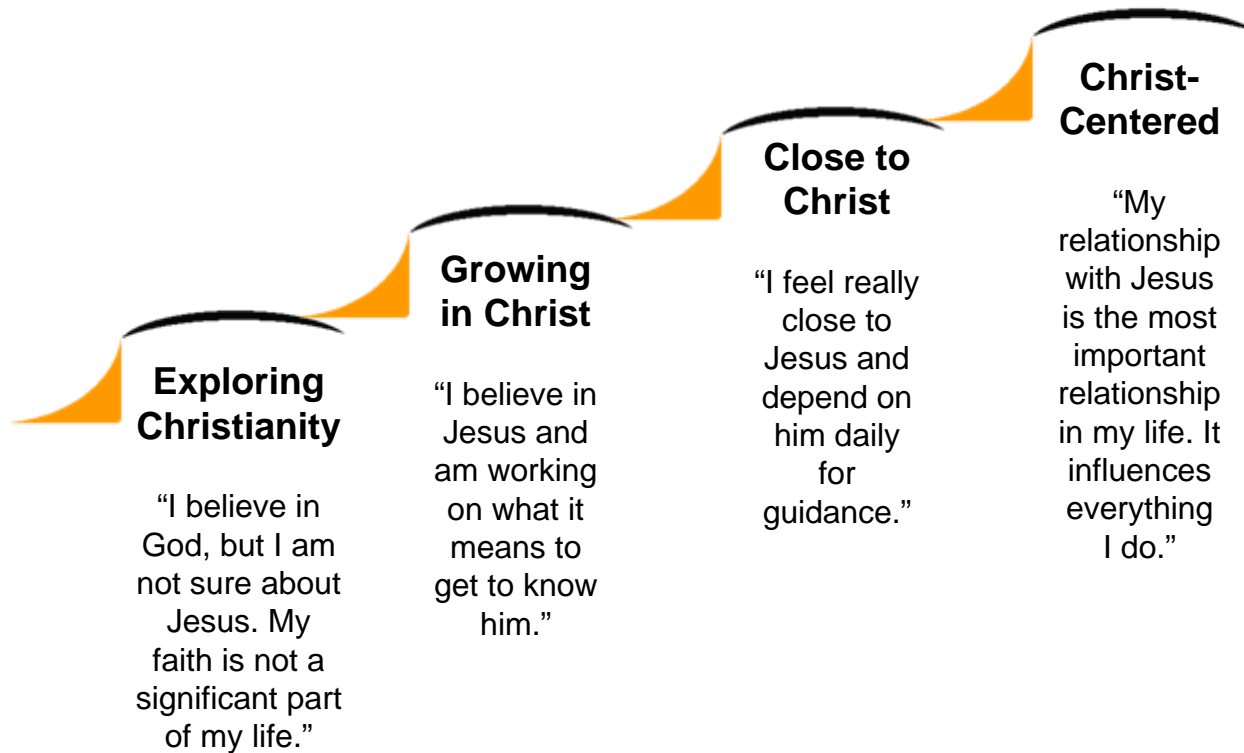
MOST IMPORTANT TO CHURCH SELECTION	% Responses
I was looking for a church that was the “best fit” for me.	34%
A friend or relative invited me to the church.	25% ↑
A friend or relative recommended the church.	12% ↑
I came to the church because of its children’s/youth ministries.	8%
I drove by/heard about the church and decided to try it.	5% ↓
Other	16% ↓

The REVEAL Story for Hope Evangelical Free Church

- Who Attends Your Church?
- Why Do They Attend?
- **Where Are They on Their Spiritual Journey?**
 - What Are They Doing to Grow Spiritually?
 - What Are Their Barriers to Spiritual Growth?
 - Recap and Observations

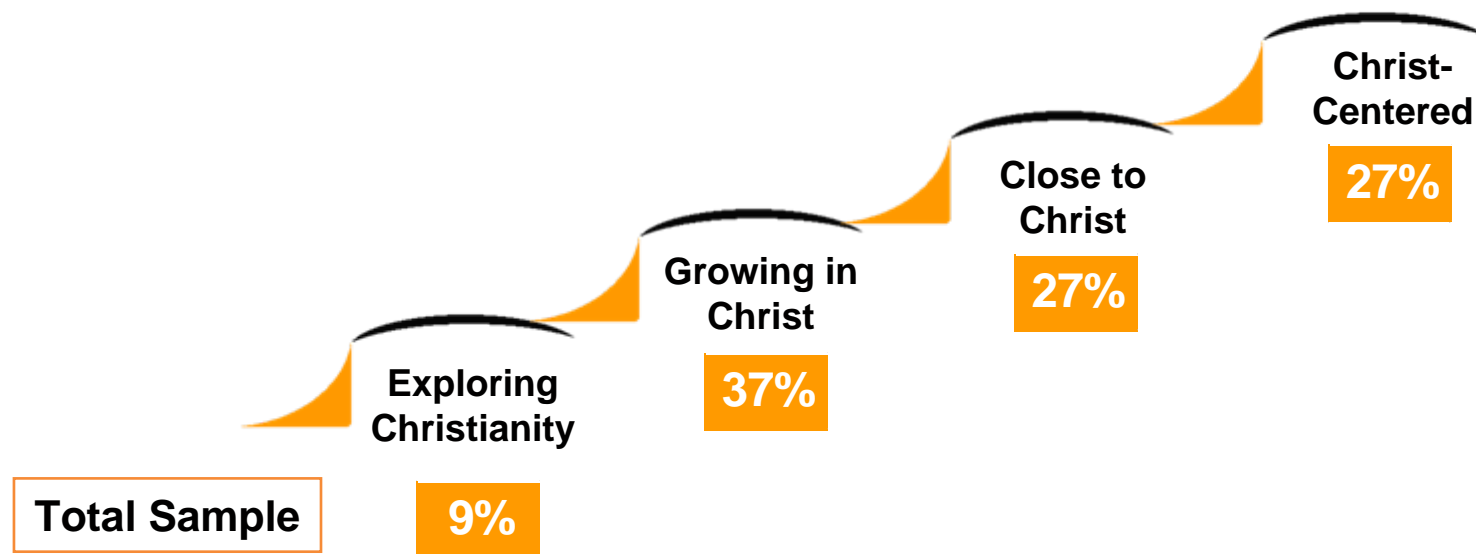
Our Research Discovered A Spiritual Growth Continuum

Spiritual Growth Continuum



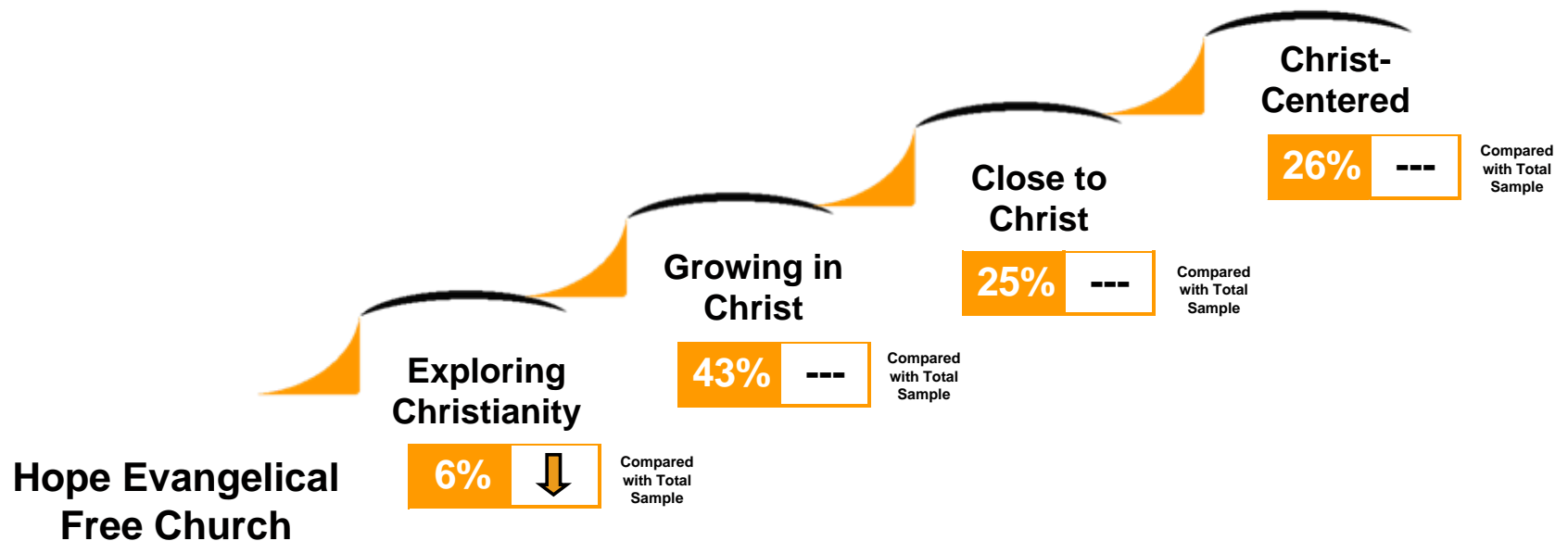
Let's See What The Spiritual Growth Continuum Can Tell Us About Hope Evangelical Free Church

Spiritual Growth Continuum



Hope Evangelical Free Church's Spiritual Profile

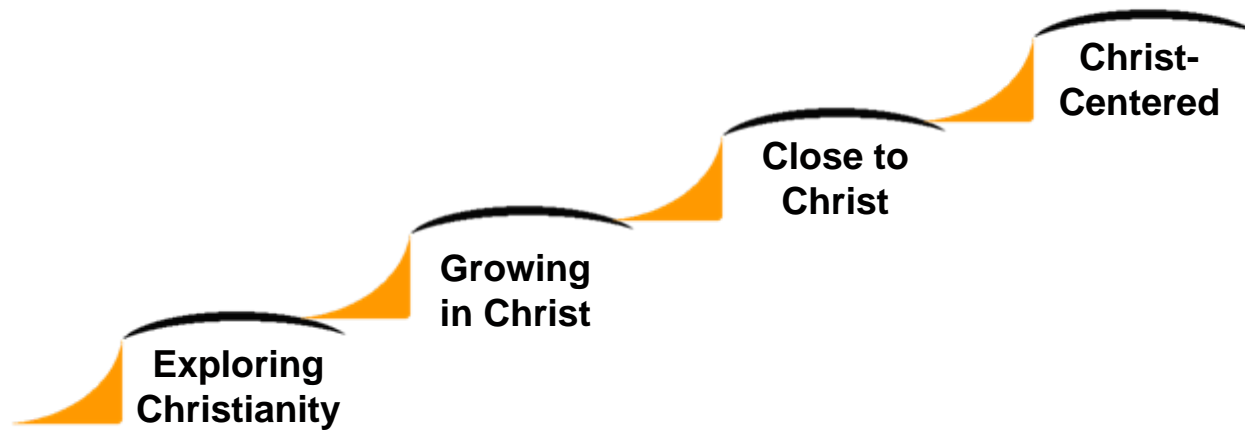
Spiritual Growth Continuum



The REVEAL Story for Hope Evangelical Free Church

- Who Attends Your Church?
- Why Do They Attend?
- Where Are They on Their Spiritual Journey?
- **What Are They Doing to Grow Spiritually?**
- What Are Their Barriers to Spiritual Growth?
- Recap and Observations

Church-Related Activities and Needs

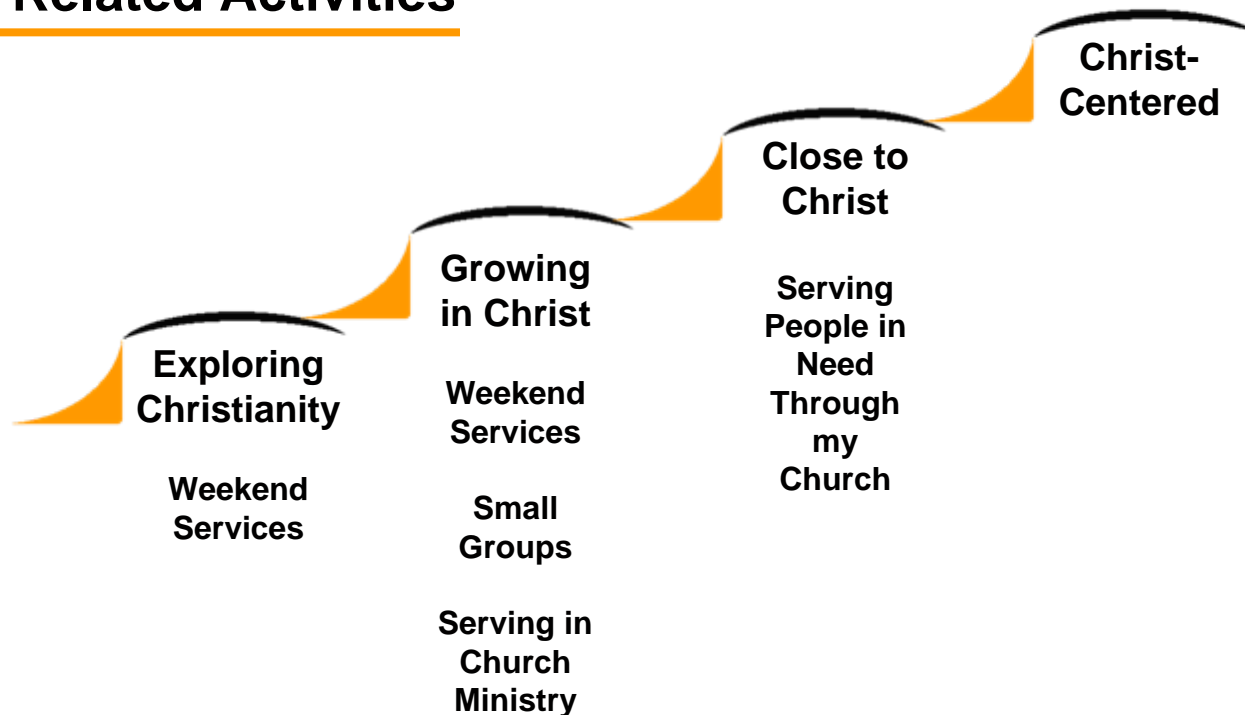


Church Related Activities and Needs:

- Church Activities (e.g. Weekend Services)
- Church Needs (e.g. What I need to help me grow)

Church-Related Activities Are Most Catalytic to Spiritual Growth in the Early Stages

Church-Related Activities



Hope Evangelical Free Church's Participation and Satisfaction with Church-Related Activities

PARTICIPATION	Exploring Christianity	Growing in Christ	Close to Christ	Christ-Centered	Total
Weekend Services <i>(3-4 times per month)</i>	76%	91%	92%	92%	91%
Small Groups <i>(1X or more per month)</i>	14% ↓↓	55%	64%	67%	58%
Serving in Church Ministry <i>(1X or more per month)</i>	33% ↑	70% ↑	65%	60%	64%
Serving those in Need Through my Church <i>(1X or more per month)</i>	14% ↑	16%	24%	31%	22%

SATISFACTION <i>(top 2 boxes)</i>	Exploring Christianity	Growing in Christ	Close to Christ	Christ-Centered	Total
Weekend Services <i>(3-4 times per month)</i>	62%	69%	69%	61%	66%
Small Groups <i>(1X or more per month)</i>	33% ↓	35% ↓	51%	52%	44% ↓
Serving in Church Ministry <i>(1X or more per month)</i>	44%	55%	57%	57%	56%
Serving those in Need Through my Church <i>(1X or more per month)</i>	42%	26% ↓	34% ↓	46%	34% ↓

We Asked People What They Need From Their Church to Help Them Grow Spiritually. We Found SEVEN Critical Needs.

Two Top Needs For ALL Segments on the Continuum

Challenges Me to Grow and Take Next Steps

Helps Me Understand the Bible in Depth

Five Needs That Change Across the Continuum

1. Provides Compelling Worship Services

2. Helps Me Feel Like I Belong

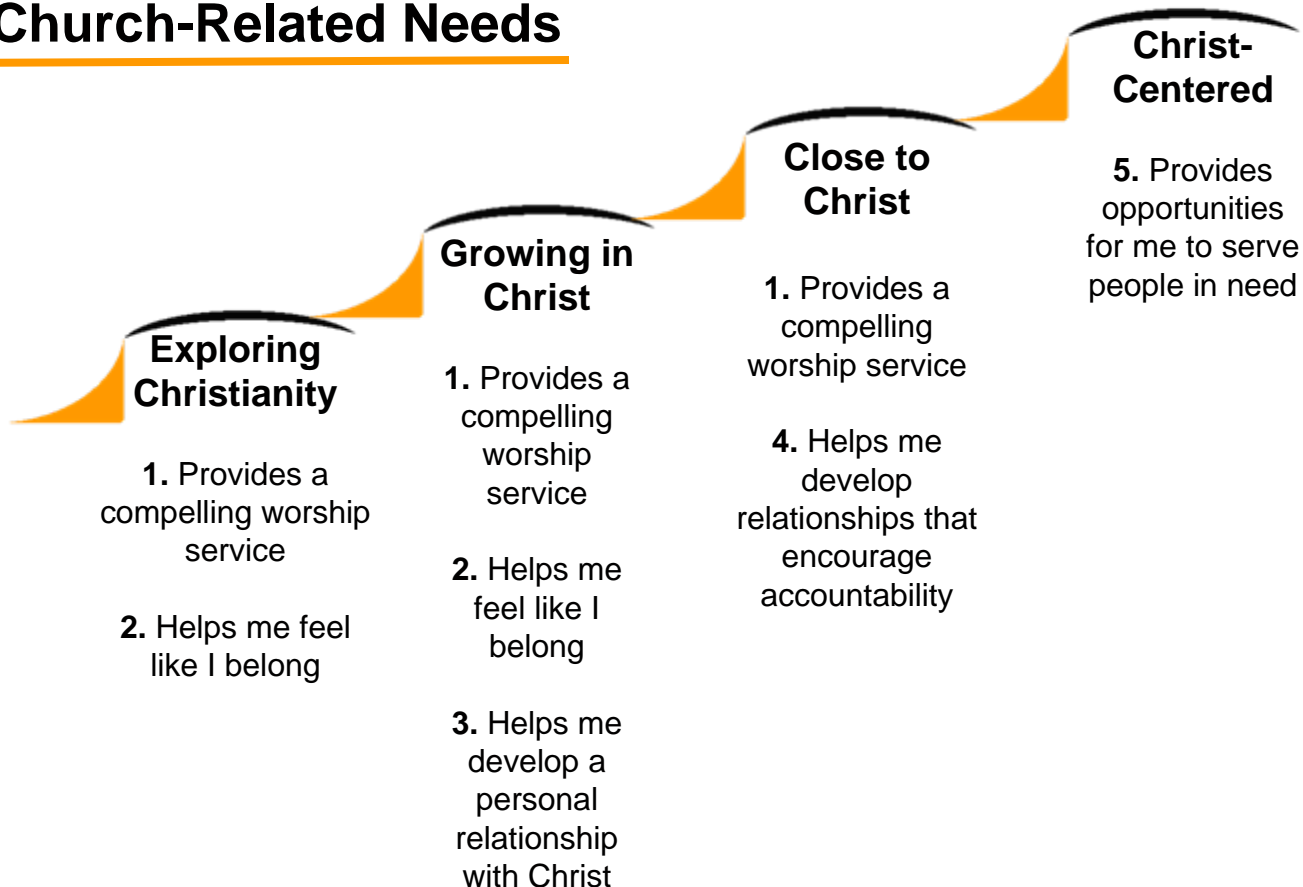
3. Helps Me Develop a Personal Relationship with Christ

4. Helps Me Find Relationships that Encourage Accountability

5. Provides Opportunities to Serve Those in Need

These Five Needs Change in Importance Along the Continuum.

Five Church-Related Needs



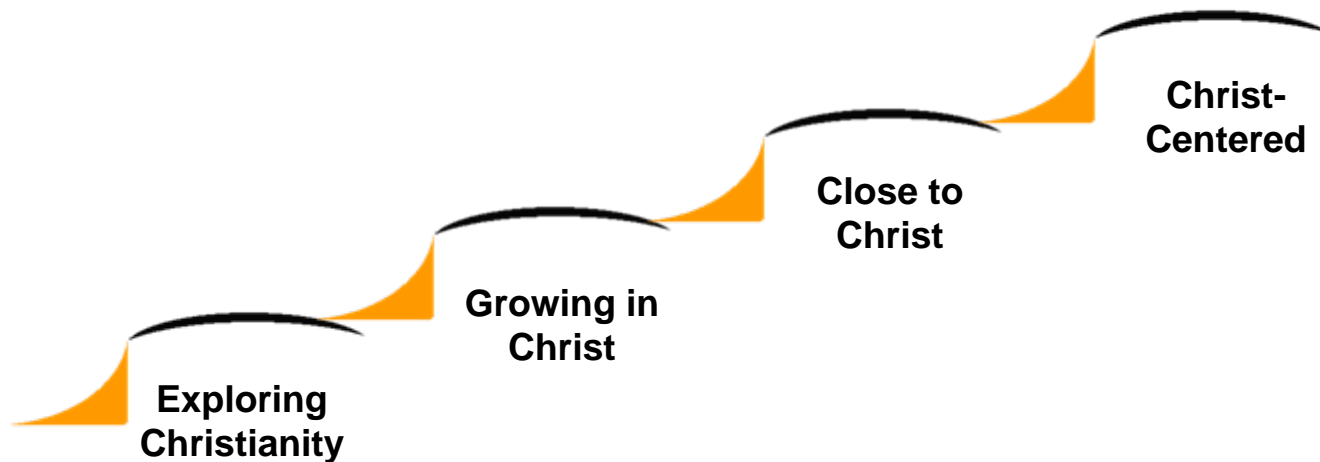
Hope Evangelical Free Church's Satisfaction with SEVEN Critical Needs

SATISFACTION* WITH TOP TWO NEEDS	% Responses
Challenges Me to Grow and Take Next Steps	58%
Helps Me Understand the Bible in Depth	60%
SATISFACTION* WITH THREE NEEDS CRITICAL TO EARLY SPIRITUAL GROWTH	
1. Provides Compelling Worship Services	73%
2. Helps Me Feel Like I Belong	48%
3. Helps Me Develop a Personal Relationship with Christ	61%
SATISFACTION* WITH TWO NEEDS CRITICAL TO LATER SPIRITUAL GROWTH	
4. Helps Me Find Relationships that Encourage Accountability	33%
5. Provides Opportunities to Serve Those in Need	60%

**Top Two Boxes out of Six Options*

Now We'll Look at Personal Spiritual Beliefs, Practices and Behaviors

Personal Spiritual Practices/Behaviors



- **Personal Beliefs (e.g. Love of God; Love of Others)**
- **Individual Spiritual Practices (e.g. Bible Study)**
- **Spiritual Behaviors with Others (e.g. Evangelism)**

Hope Evangelical Free Church's Agreement with Five Key Beliefs Related to "Love of God"

"LOVE OF GOD" *	Exploring Christianity	Growing in Christ	Close to Christ	Christ-Centered	Total
I love God more than anything else	19% ↑	24%	33% ↓	72%	38%
FIVE KEY BELIEFS RELATED TO "LOVE OF GOD"					
Trinity	57%	81%	87%	99%	86%
Salvation by Grace	24%	62%	69%	91%	69%
Authority of the Bible	14%	31% ↓	51% ↓	81%	48%
Personal God	24%	50%	76%	94%	67%
Identity in Christ	5% ↓↓	32%	53%	87%	50%

* Top Box ("very strongly agree") out of Six Options

Hope Evangelical Free Church's Agreement with Five Key Beliefs Related to "Love of Others"

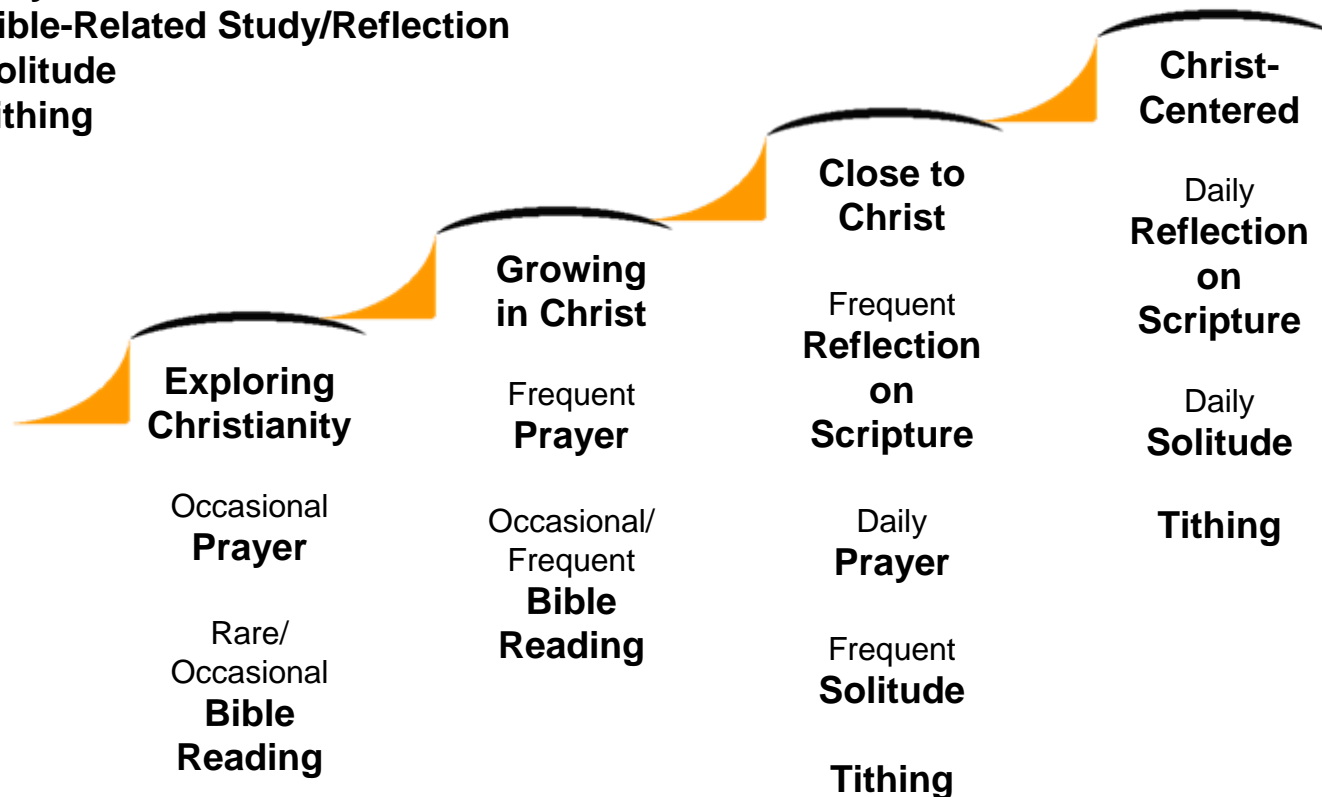
"LOVE OF OTHERS" *	Exploring Christianity	Growing in Christ	Close to Christ	Christ-Centered	Total
I have tremendous love for people I know and don't know	5% ↓↓	11%	13% ↓	30%	16%
FIVE KEY BELIEFS RELATED TO "LOVE OF OTHERS"					
Church	10% ↓	19% ↓	21% ↓	36%	23% ↓
Humanity	62%	70%	81%	94%	79%
Compassion	19% ↑	19% ↓	43%	61%	36%
Eternity	24%	50%	58%	74%	57%
Stewardship	14%	23% ↓	30% ↓	63%	35%

* Top Box ("very strongly agree") out of Six Options

Four Individual Spiritual Practices Are Catalytic to Personal Spiritual Growth:

Individual Spiritual Practices

- Prayer
- Bible-Related Study/Reflection
- Solitude
- Tithing



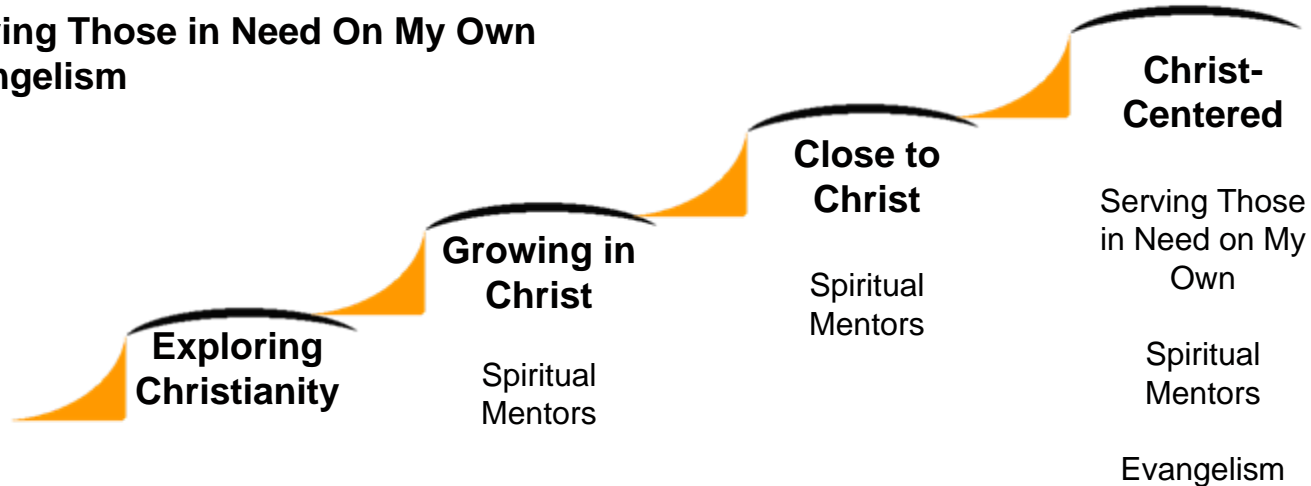
Hope Evangelical Free Church's Participation in Four Key Individual Spiritual Practices

SPIRITUAL PRACTICE	Exploring Christianity	Growing in Christ	Close to Christ	Christ-Centered	Total
Bible Study <i>(daily)</i>	0% ↓↓	8% ↓	25%	39%	20%
Reflection on Scripture <i>(daily)</i>	0% ↓↓	6% ↓	18% ↓	51%	20%
Prayer <i>(daily)</i>	5% ↓↓	21%	43%	50%	33%
Solitude <i>(several times per week)</i>	5% ↓↓	26%	55%	69%	43%
Tithing <i>(10% or more)</i>	29% ↑↑	44% ↑	49%	64%	50%

Four Spiritual Behaviors with Others Are Catalytic to Personal Spiritual Growth:

Spiritual Behaviors With Others

- Spiritual Friendships
- Spiritual Mentors
- Serving Those in Need On My Own
- Evangelism



Hope Evangelical Free Church's Participation in Four Key Spiritual Behaviors With Others

SPIRITUAL BEHAVIOR	Exploring Christianity	Growing in Christ	Close to Christ	Christ-Centered	Total
Serving Those in Need on My Own <i>(once or more per month)</i>	24%	34%	42%	61%	42%
Evangelism <i>(6+ conversations per year)</i>	10%	18%	28%	39%	25%
Evangelism <i>(6+ invitations per year)</i>	10% ↑	17% ↑↑	17%	24%	19% ↑
Meet with Close Spiritual Friends <i>(once or more per month)</i>	29%	53%	70%	68%	60%
Meet with Spiritual Mentor <i>(once or more per month)</i>	10% ↓	27% ↑	40%	43%	34%

The REVEAL Story for Hope Evangelical Free Church

- Who Attends Your Church?
- Why Do They Attend?
- Where Are They on Their Spiritual Journey?
- What Are They Doing to Grow Spiritually?
- **What Are Their Barriers to Spiritual Growth?**
- Recap and Observations

Across All 200 Churches, We Found TWO Major Categories of Barriers to Spiritual Growth

1. "I Am Stalled Spiritually"

- More than one out of five people (22%) in the Total Sample reported that they are *currently* "stalled" in their spiritual growth.
- Virtually all people say that they were "stalled" at some point in their spiritual development.

2. "My Church Is Letting Me Down"

- Almost one out of five (17%) in the Total Sample are "dissatisfied" with the role their church plays in helping them grow spiritually.
- These "dissatisfied" people are most likely to say they are considering leaving the church.

Those Who Are “Stalled” Come Primarily From The Earlier Stages of Spiritual Growth

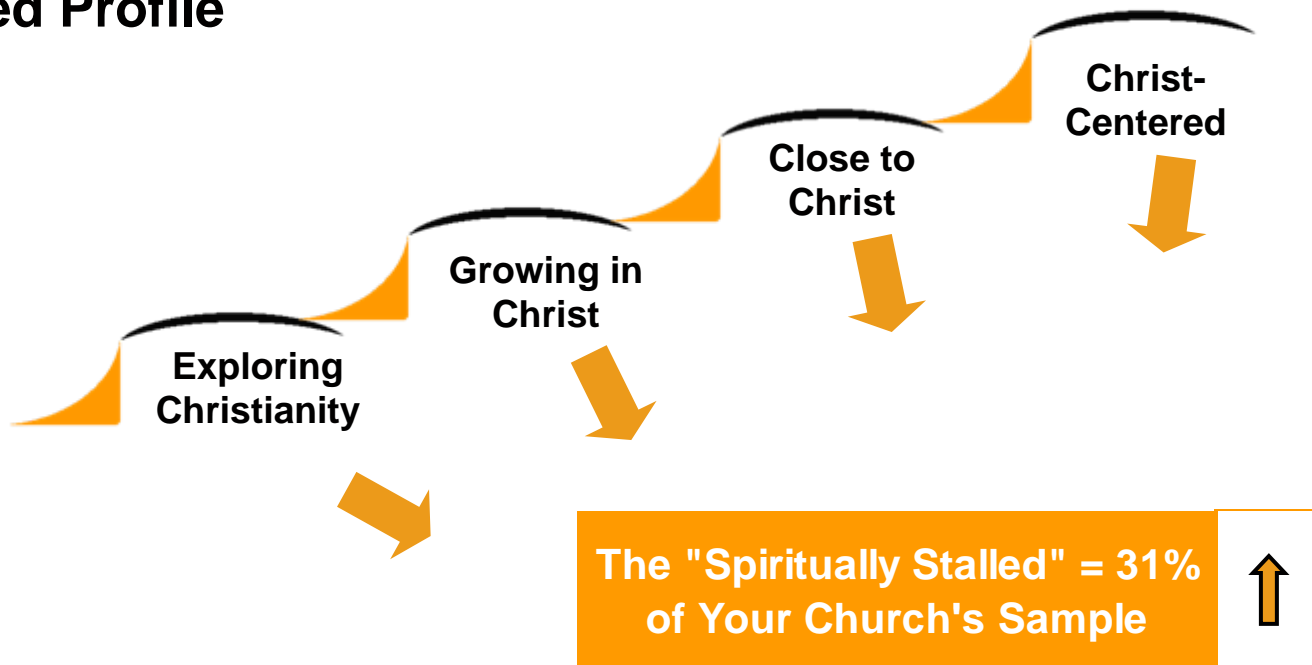
Total Sample



Percentage of “Stalled” People in Each Segment

Hope Evangelical Free Church's Spiritually "Stalled" Group

Hope Evangelical Free Church's Stalled Profile



Individual Spiritual Practices for Hope Evangelical Free Church Not Stalled vs. Stalled

SPIRITUAL PRACTICE*	Not Stalled	Stalled
Bible Study <i>(daily)</i>	24%	9%
Reflection on Scripture <i>(daily)</i>	26%	7%
Prayer <i>(daily)</i>	39%	20%
Solitude <i>(several times per week)</i>	53%	21%
Tithing <i>(10% or more)</i>	52%	45% ↑

* Responses for your church only

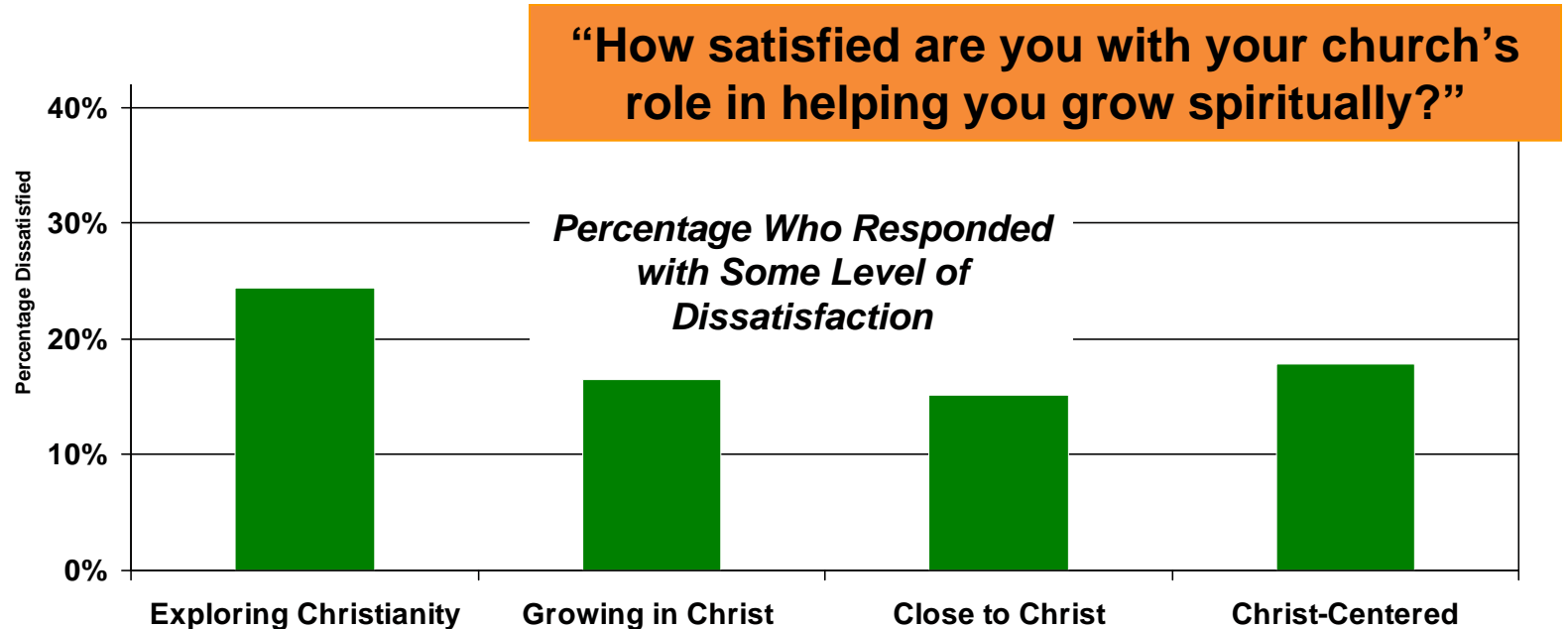
Personal Barriers to Spiritual Growth for Hope Evangelical Free Church Not Stalled vs. Stalled

PERSONAL BARRIERS *	Not Stalled	Stalled
Not making my spiritual growth a high priority	57%	84%
Conflicting responsibilities (job, travel, family, etc.)	42%	49%
Emotional issues (anger, depression, etc.)	32%	38%
Not loving others (gossip, judging others, etc.)	31%	30%
Addictions (gambling, alcohol, pornography, etc.)	20%	21%
Inappropriate relationships (e.g. emotional or physical affair)	5%	11%

** Responses for your church only - multiple responses were possible*

Like The “Stalled” Group, Those Who Are “Dissatisfied” Come From All Stages of Spiritual Growth

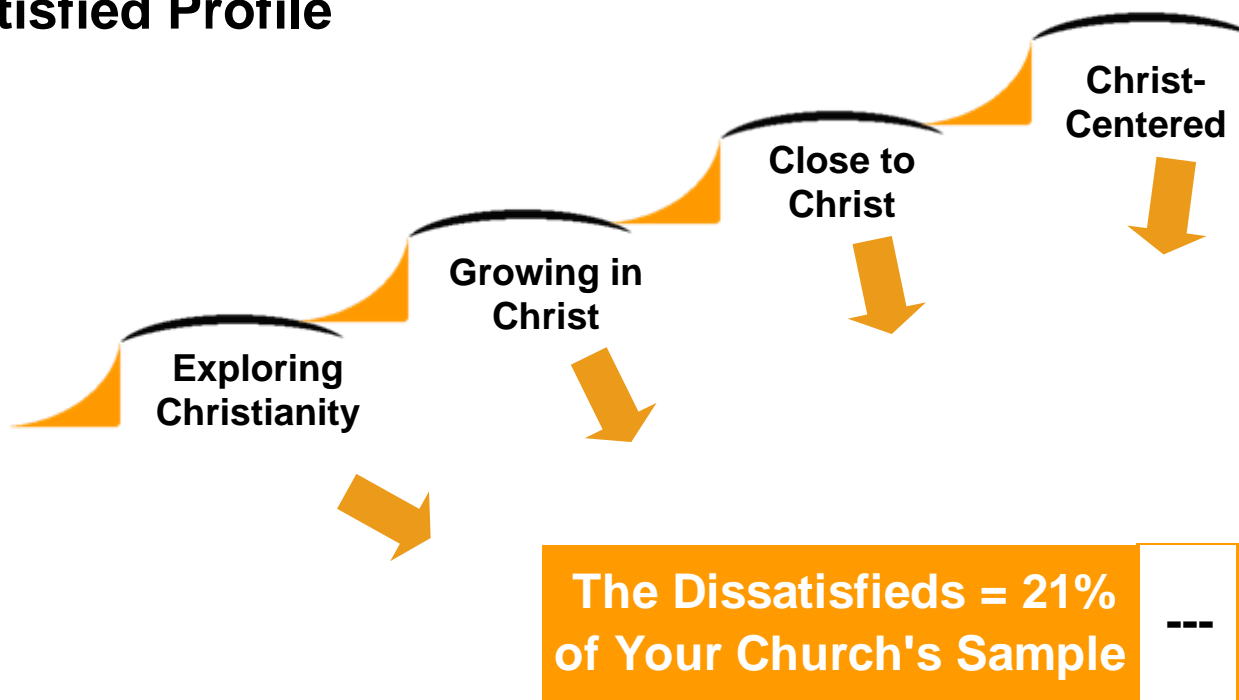
Total Sample



Percentage of “Dissatisfied” People in Each Segment

Hope Evangelical Free Church's "Dissatisfied" Group

Hope Evangelical Free Church's Dissatisfied Profile



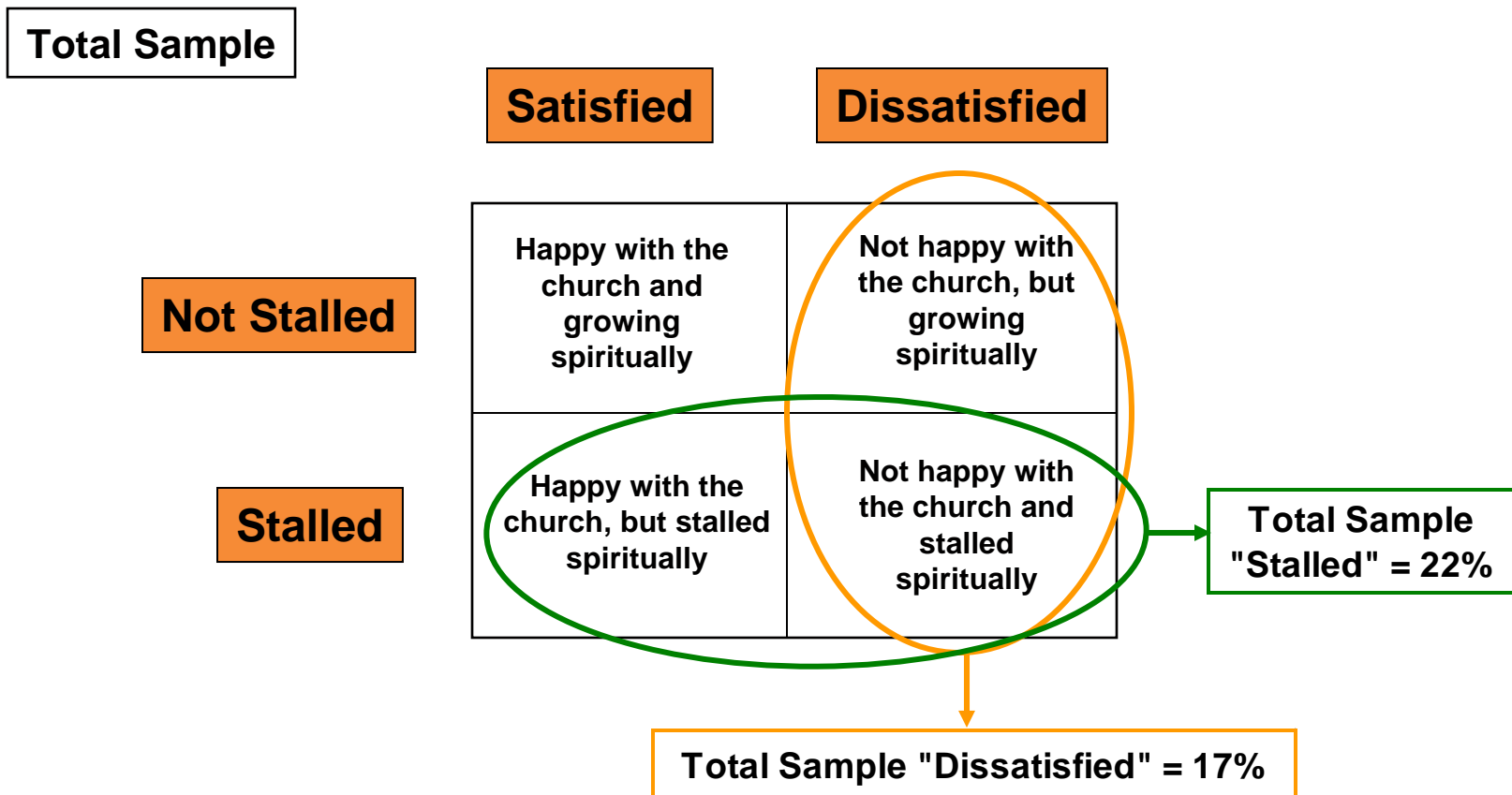
Compared
with Total
Sample

What Are Hope Evangelical Free Church's “Dissatisfieds” Least Satisfied With?

WHAT I NEED FROM MY CHURCH TO HELP ME GROW (Dissatisfieds Only)	Importance Rating*	Satisfaction Rating*	Satisfaction “Gap” (satisfaction minus importance)
Helps Me Understand the Bible in Depth	79%	13% ↓	-66%
Challenges Me to Grow and Take Next Steps	79%	8% ↓	-71%
Helps Me Develop a Personal Relationship with Christ	78%	15%	-63%
Provides Strong Programs for Children	75%	46%	-29%
Helps Me Feel Like I Belong	65%	13%	-52%
Provides Compelling Worship	64%	42% ↑	-22%
Helps Me in My Time of Emotional Need	57%	17%	-40%
Provides Opportunities to Serve Those in Need	47%	28%	-19%
Helps Me Develop Accountable Relationships	46% ↓	4% ↓	-42%
Provides Opportunities to Serve in Church Ministry	43% ↓	42%	-1%
Helps Me Find a Spiritual Mentor	31% ↓	1% ↓↓	-30%

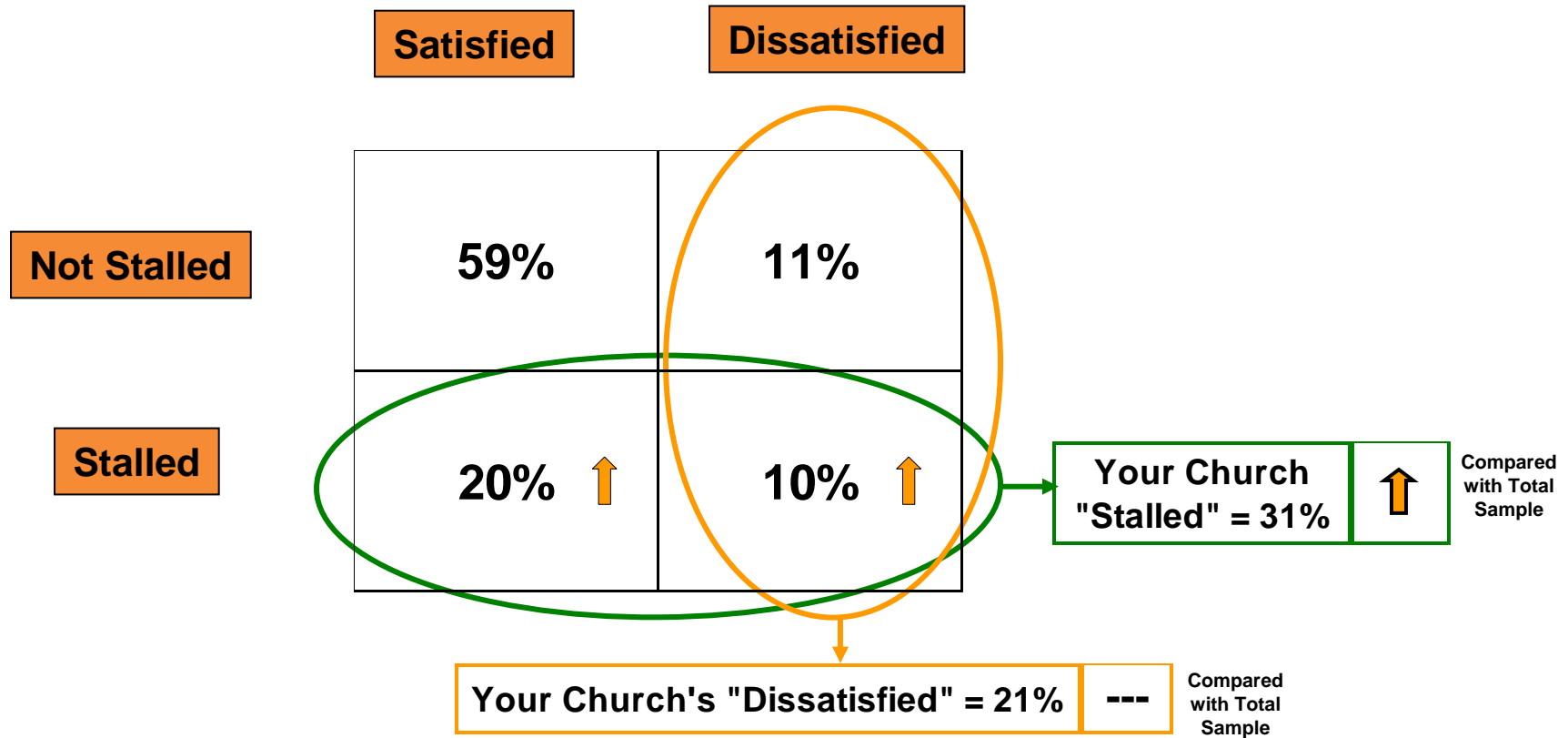
*Top Two Boxes out of Six Options

Not Surprisingly, We Find There Is Overlap Between The “Stalled” and “Dissatisfied” Segments



There Is Also Overlap Between Hope Evangelical Free Church's "Stalled" and "Dissatisfied" Segments

Hope Evangelical Free Church Sample



The Dissatisfied Are Most Likely To Say They Intend To Leave The Church

Church Segment	% of Your Church	% of Segment Who Are “Unsure, Probably or Definitely Leaving the Church”
Satisfied <i>(top three boxes)</i>	79%	5%
Dissatisfied <i>(bottom three boxes)</i>	21%	38%
Total Church Sample	100%	11%

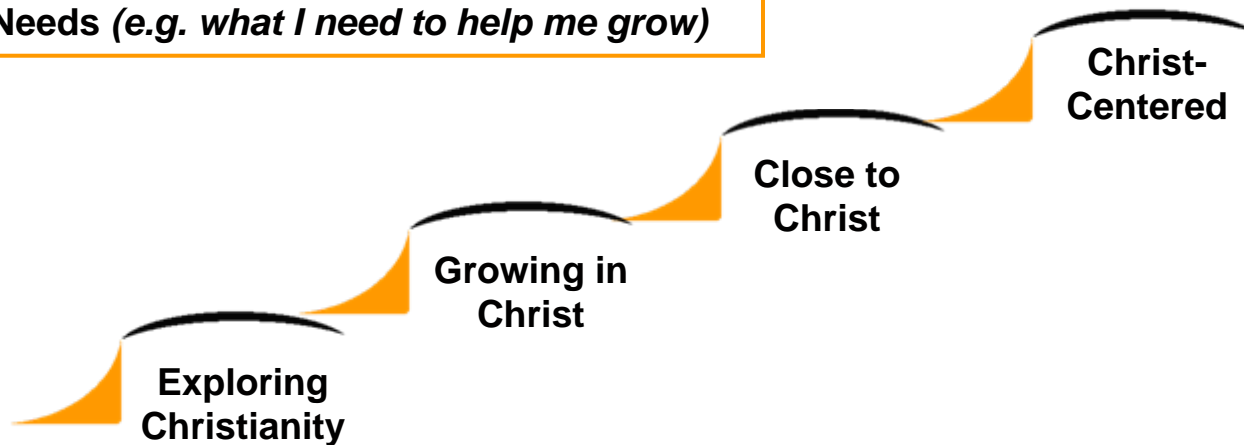
The REVEAL Story for Hope Evangelical Free Church

- Who Attends Your Church?
 - Why Do They Attend?
 - Where Are They on Their Spiritual Journey?
 - What Are They Doing to Grow Spiritually?
 - What Are Their Barriers to Spiritual Growth?
-
- **Recap and Observations**

We Will Recap Hope Evangelical Free Church's Results in Church-Related Activities and Personal Spiritual Practices

Church-Related Activities and Needs:

- Church Activities (e.g. *Weekend Services*)
- Church Needs (e.g. *what I need to help me grow*)



Personal Spiritual Practices/Behaviors:

- Personal Beliefs (e.g. *Love of God; Love of Others*)
- Individual Spiritual Practices (e.g. *Bible Study*)
- Spiritual Behaviors with Others (e.g. *Evangelism*)

Recap For Hope Evangelical Free Church: *Church-Related Activities*

CHURCH-RELATED ACTIVITIES (Participation)	
Weekend Services	---
Small Groups	---
Serving in a Church Ministry	---
Serving Those in Need Through the Church	---

CHURCH-RELATED ACTIVITIES (Satisfaction)	
Weekend Services	---
Small Groups	↓
Serving in a Church Ministry	---
Serving Those in Need Through the Church	↓

Recap For Hope Evangelical Free Church: *Church-Related Needs*

TOP TWO CHURCH-RELATED NEEDS FOR ALL SEGMENTS	
Challenges Me To Grow and Take Next Steps	---
Helps Me Understand the Bible in Depth	---
FIVE CHURCH-RELATED NEEDS THAT CHANGE ALONG THE CONTINUUM	
1. Provides Compelling Worship Services	---
2. Helps Me Feel Like I Belong	---
3. Helps Me Develop a Personal Relationship with Christ	---
4. Helps Me Find Relationships that Encourage Accountability	---
5. Provides Opportunities to Serve Those in Need	---

Recap For Hope Evangelical Free Church: *Personal Spiritual Beliefs*

"LOVE OF GOD"	
I love God more than anything else.	---
FIVE BELIEFS RELATED TO "LOVE OF GOD"	
Trinity	---
Salvation By Grace	---
Authority of the Bible	---
Personal God	---
Identity in Christ	---

"LOVE OF OTHERS"	
I have tremendous love for people I know and don't know.	---
FIVE BELIEFS RELATED TO "LOVE OF OTHERS"	
Church	↓
Humanity	---
Compassion	---
Eternity	---
Stewardship	---

Recap For Hope Evangelical Free Church: *Individual Spiritual Practices*

INDIVIDUAL SPIRITUAL PRACTICES	
Bible Study (<i>daily</i>)	---
Reflection on Scripture (<i>daily</i>)	---
Prayer (<i>daily</i>)	---
Solitude (<i>several times a week</i>)	---
Tithing (<i>10% or more</i>)	---

Recap For Hope Evangelical Free Church: *Spiritual Behaviors with Others*

SPIRITUAL BEHAVIORS WITH OTHERS	
Spiritual Friendships	---
Meet with Spiritual Mentor	---
Serving Those in Need On My Own	---
Evangelism (<i>6+ spiritual conversations per year</i>)	---
Evangelism (<i>6 invitations to church per year</i>)	↑

REVEAL's Centerpiece Finding Is The Spiritual Continuum. Here Are THREE Key Takeaways And Implications:

REVEAL's Spiritual Continuum



- 1. All Churches Should Hit the Ball out of the Park on Two Critical “Needs”:**
 - Challenge Me to Grow and Take Next Steps
 - Help Me Understand the Bible In Depth
- 2. Personal Bible Study/Reflection is the Most Powerful Catalyst for Spiritual Growth.**
 - This is true across the spiritual continuum and cannot be overemphasized. Getting people to invest their own time studying the Bible and reflecting on Scripture is the best strategy of all for spiritual growth.
- 3. Our Most Active Evangelists, Volunteers and Donors Come from the Most Spiritually Advanced Groups.**
 - Creatively engaging and equipping these groups for outreach activities, like evangelism and serving those in need, will grow them and grow the Kingdom.

Appendix

- **Senior Pastor Profile**

- Most Important Activities
- Satisfaction with Most Important Activities

- **Satisfaction – All 11 Critical Needs**

- **Importance and Satisfaction Detail**

- Weekend Services
- Children's Ministry
- Youth Ministry
- Small Groups
- Serving

- **Midweek Services**

- **Sunday School**

Hope Evangelical Free Church

Senior Pastor Profile:

Satisfaction with Most Important Activities

SENIOR PASTOR ACTIVITIES	Importance	Satisfaction*
Preaches inspiring sermons	87%	84%
Casts a vision for the church	75%	79%
Creates welcome and open environment	59%	66%
Provides guidance about spiritual growth	45%	47%
Encourages use of congregants' gifts	35%	58%
Attracts, develops, motivates ministry teams	34%	63%
Counsels people facing significant issues	30%	38% ↓
Creates enthusiasm for serving	26%	62%
Involved in issues of global significance	21% ↑	57%
Helps ensure financial stability	17%	84%
Maintains harmony	15%	50%
Ministers to the sick, dying and bereaved	13% ↓	28% ↓
Motivates congregants to evangelize	13%	73%
Recognized voice in local community	12% ↓	42% ↓

**Top Two Boxes out of Six Options*

Hope Evangelical Free Church

Satisfaction With Personal Spiritual Growth

SPIRITUAL CONTINUUM	Satisfaction with Personal Spiritual Growth <i>(top two boxes)</i>
Total Your Church	25%
Exploring Christianity	10%
Growing in Christ	17%
Close to Christ	31%
Christ-Centered	36%
Stalled	4%
Dissatisfied	18%

Hope Evangelical Free Church's *Importance vs. Satisfaction* for All Eleven Needs

WHAT I NEED FROM MY CHURCH TO HELP ME GROW	Importance Rating*	Satisfaction Rating*	Satisfaction "Gap" (satisfaction minus importance)
Helps Me Understand the Bible in Depth	84%	60%	-24%
Helps Me Develop a Personal Relationship with Christ	84%	61%	-23%
Provides Strong Programs for Children	83%	73%	-10%
Challenges Me to Grow and Take Next Steps	81%	58%	-23%
Provides Compelling Worship	78%	73%	-5%
Helps Me Feel Like I Belong	71%	48%	-23%
Helps Me in My Time of Emotional Need	68%	41%	-27%
Provides Opportunities to Serve Those in Need	61%	60%	-1%
Provides Opportunities to Serve in Church Ministry	61%	70%	9%
Helps Me Develop Accountable Relationships	59%	33%	-26%
Helps Me Find a Spiritual Mentor	41%	27%	-14%

**Top Two Boxes out of Six Options*

Hope Evangelical Free Church's *Importance vs. Satisfaction for Weekend Services*

BENEFITS OF MAIN ADULT WEEKEND SERVICES	Importance Rating*	Satisfaction Rating*	Satisfaction "Gap" (satisfaction minus importance)
Is challenging or thought-provoking	89%	73%	-16%
Incorporates relevant Bible teaching that helps me apply the Scripture to my everyday life	87%	74%	-13%
Incorporates frequent use of Scripture throughout the service	82%	73%	-9%
Incorporates worship music and congregational singing effectively	76%	86%	10%
Provides "next steps" – things I can do in response to the service	71%	61%	-10%
Provides in-depth study of the Bible	69%	55%	-14%
Incorporates the use of stories or testimonies of real live people	61%	78%	17%
Provides me with an opportunity for reflection and guided prayer	60%	58%	-2%
Incorporates the use of creative elements, such as live drama, dance or video clips	54% ↑	85%	31%
Makes tools available (in print or on the web) so I can process the weekend message during the week	46%	69%	23%

*Top Two Boxes out of Six Options

Hope Evangelical Free Church's Participation and Satisfaction With The Children's/Youth Ministries

MINISTRY	Participation <i>(among those with children)</i>	Satisfaction <i>(top two boxes)</i>
Children's	61%	67%
Junior High	37%	43% ↓
High School	37% ↑	47%

Hope Evangelical Free Church's *Importance vs. Satisfaction for Children's Ministry*

BENEFITS OF CHILDREN'S MINISTRY PROGRAM	Importance Rating*	Satisfaction Rating*	Satisfaction "Gap" (satisfaction minus importance)
Helps my young children know how to practically live out their faith	93%	45%	-48%
Provides creative Bible teaching and what it means to be a Christ-follower	91%	53%	-38%
Is designed to be appealing and fun for young children	83%	78%	-5%
Let's me know as a parent, how I can help in the spiritual development in my child(ren)	77%	33%	-44%
Allows me to know what is being taught to my child(ren) each week	76%	47%	-29%
Helps my child learn important Bible verses	73%	36% ↓	-37%
Allows my child(ren) to be involved in a small group	68%	67%	-1%
Gives opportunities for parents to be involved or serve during the year	58%	74%	16%
Partners with other ministries in the church for periodic family experiences	54%	30% ↓	-24%
Provides supplemental materials for parents	52%	37% ↓	-15%

*Top Two Boxes out of Six Options

Hope Evangelical Free Church's Importance vs. Satisfaction for Youth Ministry

BENEFITS OF YOUTH MINISTRY PROGRAM	Importance Rating*	Satisfaction Rating*	Satisfaction "Gap" (satisfaction minus importance)
Helps my child(ren) know how to practically live out their faith	95%	40%	-55%
Prepares my child(ren) to live out their faith after high school	95%	31% ↓	-64%
Provides solid Bible teaching and what it means to be a Christ-follower	93%	46%	-47%
Teaches my child(ren) how to understand and implement spiritual disciplines	93%	37%	-56%
Teaches my child(ren) how to share their faith	91%	32% ↓	-59%
Gives opportunities for student(s) to serve on a missions/serving experience	84%	65%	-19%
Let's me know as a parent, how I can help in the spiritual development in my child(ren)	84%	20% ↓	-64%
Provides an opportunity for my child(ren) to be mentored or disciplined by an adult leader	83%	33% ↓	-50%
Includes them in the life/activities of the main church	83%	25% ↓	-58%
Allows my child(ren) to be involved in a small group	76%	55%	-21%

*Top Two Boxes out of Six Options

Hope Evangelical Free Church's Importance vs. Satisfaction for Small Groups

BENEFITS OF SMALL GROUPS PROGRAM	Importance Rating*	Satisfaction Rating*	Satisfaction "Gap" (satisfaction minus importance)
Provides a safe place to process the issues I am facing in my life	84%	66%	-18%
Provides a place where I can develop genuine friendships	79%	68%	-11%
Holds me accountable to lead a Christian life	78%	55%	-23%
Makes the church seem smaller and more personal	76%	69%	-7%
Has a leader that has knowledge on how to run a small group	73%	60%	-13%
Provides an in-depth study of the Bible	66%	63%	-3%
Provides easily accessible, good materials	58%	58%	0%
Offers a variety of times, locations and types to accommodate most people	55%	60%	5%
Is open to new members	55% ↓	76%	21%
Creates an opportunity to find a spiritual mentor	45%	44%	-1%

*Top Two Boxes out of Six Options

Hope Evangelical Free Church's Importance vs. Satisfaction for Serving

BENEFITS OF SERVING EXPERIENCES THROUGH YOUR CHURCH	Importance Rating*	Satisfaction Rating*	Satisfaction "Gap" (satisfaction minus importance)
Gives me an opportunity to serve in an area I am passionate about	69%	63%	-6%
Allows me to use and develop my spiritual gifts	64%	58%	-6%
Allows me to contribute to the overall vision and mission of our church	58%	63%	5%
Provides easy access and clear instructions for the serving experience (e.g. it's obvious what I need to do)	55%	57%	2%
Allows me to directly help those in need	55%	62%	7%
Provides community and connection for me	54%	59%	5%
Provides an opportunity for me to be spiritually challenged (e.g. love the unlovable)	50%	60%	10%
Provides a wide range of serving experiences	46%	68%	22%
Allows me to select a serving time from a wide range of options	45%	67%	22%
Allows me to serve with my family, share the experience	40%	56%	16%

*Top Two Boxes out of Six Options

What About Hope Evangelical Free Church's Additional Teaching Services?

SPIRITUAL CONTINUUM	Attends Additional Teaching Services (Typically Midweek)	Satisfaction with Additional Teaching Services (Typically Midweek) <i>(top two boxes)</i>
Total Your Church	10% ↓↓	71%
Exploring Christianity	0% ↓↓	0% ↓↓
Growing in Christ	6% ↓↓	44% ↓
Close to Christ	11% ↓↓	90% ↑
Christ-Centered	18% ↓	75%
Stalled	5% ↓↓	60%
Dissatisfied	7% ↓↓	60% ↑↑

What About Hope Evangelical Free Church's Sunday School Classes?

SPIRITUAL CONTINUUM	Attends Sunday School Classes	Satisfaction with Sunday School Classes <i>(top two boxes)</i>
Total Your Church	5% ↓↓	44% ↓
Exploring Christianity	5% ↓↓	100% ↑↑
Growing in Christ	5% ↓↓	38% ↓
Close to Christ	6% ↓↓	40% ↓
Christ-Centered	4% ↓↓	50%
Stalled	4% ↓↓	25% ↓
Dissatisfied	4% ↓↓	0% ↓↓

Total Sample Data

- **The Following Charts are for the Total Sample**
- **Correspond to Previous Charts for Your Church**
- **Included for Comparison Purposes**

Total Sample Data

Demographics and Tenure

TOTAL SAMPLE DEMOGRAPHICS	% Responses
Age 19-29	13%
Age 30-49	50%
Age 50+	36%
Diversity: Non White, including Hispanics	
Diversity: Non White, including Hispanics	11%
Children under 18 at home	46%
Education (% college degree or higher)	56%
Employment (% fulltime)	61%
Income (\$75K or more)	44%

HOW LONG HAVE YOU ATTENDED?	% Responses
Less than one year	11%
One to five years	46%
Six to ten years	20%
Ten years or more	23%

Total Sample Data - When Faith Became Important, Reasons for Church Selection

LIFE EVENTS WHEN FAITH BECAME IMPORTANT ...*	% Responses
Something was missing in my life	48%
Negative patterns in my life needed to change	37%
I was searching for a higher purpose	35%
I had an unexplained interest in God	33%
I was inspired by a Christian I knew	31%
I was experiencing a crisis in my life	26%
I wanted my children exposed to Christianity	23%
I was experiencing significant relationship challenges	23%
I was challenged by someone about my spiritual life	22%

MOST IMPORTANT TO CHURCH SELECTION	% Responses
I was looking for a church that was the “best fit” for me.	35%
A friend or relative invited me to the church.	18%
A friend or relative recommended the church.	10%
I came to the church because of its children’s/youth ministries.	7%
I drove by/heard about the church and decided to try it.	7%
Other	23%

* Multiple responses were possible

Total Sample Data

Participation and Satisfaction with Church-Related Activities

PARTICIPATION	Exploring Christianity	Growing in Christ	Close to Christ	Christ-Centered	Total
Weekend Services <i>(3-4 times per month)</i>	66%	85%	91%	92%	87%
Small Groups <i>(1X or more per month)</i>	29%	49%	60%	62%	54%
Serving in Church Ministry <i>(1X or more per month)</i>	26%	48%	60%	64%	53%
Serving those in Need Through my Church <i>(1X or more per month)</i>	10%	17%	27%	34%	24%

SATISFACTION (top 2 boxes)	Exploring Christianity	Growing in Christ	Close to Christ	Christ-Centered	Total
Weekend Services <i>(3-4 times per month)</i>	66%	71%	72%	69%	71%
Small Groups <i>(1X or more per month)</i>	48%	54%	59%	61%	57%
Serving in Church Ministry <i>(1X or more per month)</i>	47%	54%	61%	65%	59%
Serving those in Need Through my Church <i>(1X or more per month)</i>	36%	39%	45%	49%	44%

Total Sample Data Top Seven Needs

SATISFACTION* WITH TOP TWO NEEDS	% Responses
Challenges Me to Grow and Take Next Steps	64%
Helps Me Understand the Bible in Depth	62%
SATISFACTION* WITH THREE NEEDS CRITICAL TO EARLY SPIRITUAL GROWTH	
1. Provides Compelling Worship Services	72%
2. Helps Me Feel Like I Belong	53%
3. Helps Me Develop a Personal Relationship with Christ	65%
SATISFACTION* WITH TWO NEEDS CRITICAL TO LATER SPIRITUAL GROWTH	
4. Helps Me Find Relationships that Encourage Accountability	38%
5. Provides Opportunities to Serve Those in Need	64%

**Top Two Boxes out of Six Options*

Total Sample Data

Love of God

"LOVE OF GOD" *	Exploring Christianity	Growing in Christ	Close to Christ	Christ-Centered	Total
I love God more than anything else	14%	28%	44%	78%	44%
FIVE KEY BELIEFS RELATED TO "LOVE OF GOD"					
Trinity	61%	87%	94%	98%	90%
Salvation by Grace	26%	63%	81%	90%	72%
Authority of the Bible	16%	40%	63%	82%	56%
Personal God	25%	53%	80%	91%	68%
Identity in Christ	18%	39%	62%	85%	56%

*Top Box ("very strongly agree") out of Six Options

Total Sample Data

Love of Others

"LOVE OF OTHERS" *	Exploring Christianity	Growing in Christ	Close to Christ	Christ-Centered	Total
I have tremendous love for people I know and don't know	10%	12%	18%	30%	18%
FIVE KEY BELIEFS RELATED TO "LOVE OF OTHERS"					
Church	14%	24%	31%	38%	29%
Humanity	58%	76%	85%	92%	81%
Compassion	14%	27%	40%	57%	37%
Eternity	28%	53%	67%	80%	62%
Stewardship	17%	29%	42%	62%	40%

*Top Box ("very strongly agree") out of Six Options

Total Sample Data

Individual Spiritual Practices

SPIRITUAL PRACTICE	Exploring Christianity	Growing in Christ	Close to Christ	Christ-Centered	Total
Bible Study <i>(daily)</i>	4%	12%	26%	43%	23%
Reflection on Scripture <i>(daily)</i>	3%	8%	26%	47%	23%
Prayer <i>(daily)</i>	14%	24%	44%	58%	38%
Solitude <i>(several times per week)</i>	15%	30%	56%	70%	47%
Tithing <i>(10% or more)</i>	13%	33%	49%	58%	42%

Total Sample Data

Spiritual Behaviors With Others

SPIRITUAL BEHAVIOR	Exploring Christianity	Growing in Christ	Close to Christ	Christ-Centered	Total
Serving Those in Need on My Own <i>(once or more per month)</i>	24%	31%	43%	52%	39%
Evangelism <i>(6+ conversations per year)</i>	10%	17%	30%	43%	27%
Evangelism <i>(6+ invitations per year)</i>	7%	10%	16%	23%	15%
Meet with Close Spiritual Friends <i>(once or more per month)</i>	31%	50%	68%	72%	59%
Meet with Spiritual Mentor <i>(once or more per month)</i>	14%	22%	36%	44%	31%